

ROSALIA GREY



ROSALIA GREY
634326 / 604326
Natural
30x60 & 60x60 /
11.8x23.6" & 23.6x23.6"



ROSALIA GREY 604326
Natural
60x60 / 23.6x23.6"

ROSALIA GREY

COLOR _____

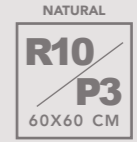
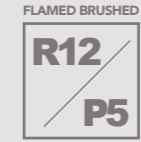
ROSALIA GREY



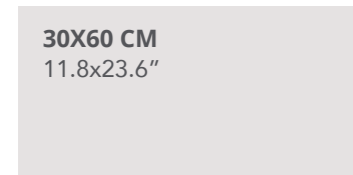

A614326

60x120 cm 23.6x47.2"


ROSALIA GREY




SIZE




FINISH



Flamed Brushed



Glazed Polished



Natural

PRODUCT SPECIFICATIONS

COLOR SIZE FINISH	30x60 cm 11.8x23.6"	60x60 cm 23.6x23.6"	Regular	By Request	60x120 cm 23.6x47.2"	By Request	
ROSALIA GREY	Flamed Brushed	C634326	C604326	-	•	-	-
	Glazed Polished	A634326	A604326	-	•	A614326	•
	Natural	634326	604326	•	-	-	-

	Water Absorption (%)	Dimension (mm)		Thickness	Straightness of Sides	Central Warpage	Edge Curvature	Warpage	Rectangularity
		Length	Width						
EN14411 (ISO 13006)	≤ 0.5	± 2.0	± 2.0	± 0.5	± 1.5	± 2.0	± 2.0	± 2.0	± 2.0
30X60 CM 11.8x23.6"	≤ 0.1	± 0.4	± 0.4	± 0.4	± 0.4	+0.6~-0.4	+0.5~-0.5	± 0.8	± 0.6
60X60 CM 23.6x23.6"	≤ 0.1	± 0.4	± 0.4	± 0.4	± 0.4	+0.6~-0.4	+0.5~-0.5	± 0.8	± 0.8
60X120 CM 23.6x47.2"	≤ 0.1	± 0.5	± 0.5	± 0.4	± 0.4	+0.6~-0.4	+0.5~-0.5	± 1.0	± 1.0

	Breaking Strength Modulus of Rupture	Thermal Shock Resistance	Resistance to Chemical	Glazed Crack Resistance	Frost Resistance	Stain Resistance
EN14411 (ISO 13006)	S≥1300N / R≥35N/mm ²	Test method available	Minimum GB	Resistant	Resistant	Minimum class 3
30X60 CM 11.8x23.6"	S≥2000N / R≥38N/mm ²	Resistant	Minimum GLA	Resistant	Resistant	Minimum class 5
60X60 CM 23.6x23.6"	S≥2200N / R≥38N/mm ²	Resistant	Minimum GLA	Resistant	Resistant	Minimum class 5
60X120 CM 23.6x47.2"	S≥2600N / R≥40N/mm ²	Resistant	Minimum GLA	Resistant	Resistant	Minimum class 5

PACKING LIST	Pcs Per M ²	Pcs Per Box	Weight Per Box	Boxes Per PLT
30X60 CM 11.8x23.6"	5.56	7	27	40
60X60 CM 23.6x23.6"	2.78	4	32	32
60X120 CM 23.6x47.2"	1.39	2	38	48