

# MILOS WOVEN

Milos Woven is based on the texture of natural limestone, utilizing advanced digital molding technology to bring knitted and knotted patterns to life on the tile surface, creating a rich sense of depth and dimension.






## Milos Woven


P2 Natural

30x60cm / 11.8x23.6"

GD63200



GD63201



GD63202



GD63203









GD63204



MORE IMAGES

# Technical Specifications

Milos Woven  
30x60 cm

							
	Water Absorption(%)	Length (mm)	Width (mm)	Thickness (mm)	Surface Flatness (mm)	Abrasion Wear	Breaking Strength(N)
30x60 CM / 11.8x23.6"	≤ 0.5	± 0.3	± 0.3	± 0.3	+0.6~-0.2	Minimum class 3	≥1700N / R≥38N/mm <sup>2</sup>

PACKING LIST	Pcs Per M <sup>2</sup>	Pcs Per Box	Weight Per Box	Boxes Per PLT
30x60 CM / 11.8x23.6"	5.56	9	28.8	32

