

# TOPSTONE

The Topstone series brings together the most popular natural stone patterns, transforming the elegance of marble into versatile tile applications. Through advanced tile design, it enhances the visual richness and tactile experience of spaces, allowing the beauty of natural stone to flow seamlessly across walls and floors.

This collection stands out as a top-tier recommendation, combining natural aesthetics with the durability and functionality of porcelain tiles—making it ideal for creating refined, contemporary interiors with a unique and artistic edge.



# Topstone

30x60cm / 11.8x23.6"

Glazed Polished

D6306 Walnut



D6301 Arctic White



D6302 Ivory




D6303 Light Grey



D6341




D6347



D6343



D6342




D6346




D6345



D6300



D6348



# Technical Specifications

Topstone  
30 x60 cm

							
	Water Absorption(%)	Length (mm)	Width (mm)	Thickness (mm)	Surface Flatness (mm)	Abrasion Wear	Breaking Strength(N)
30x60 CM / 11.8x23.6"	≤ 0.5	± 0.3	± 0.3	± 0.3	+0.6--0.2	Minimum class 2	S≥1800N / R≥38N/mm <sup>2</sup>

PACKING LIST	Pcs Per M <sup>2</sup>	Pcs Per Box	Weight Per Box	Boxes Per PLT
30x60 CM / 11.8x23.6"	5.56	9	28.1	48

