

BASALTINA


Formed over millions of years, the natural patterns of limestone resemble sunlight filtering through clouds, bringing a sense of tranquility to any space. With warm and balanced tones, its effortless beauty enhances visual depth. The minimalist yet refined design adds a touch of sophistication, creating an open and refreshing ambiance.



Basaltina

45x90cm / 17.7x47.2"

GD49123 Dark Grey



R10 P2 Natural

GD49122 Arctic Grey GD49123 Dark Grey GD49124 Charcoal Grey



MORE IMAGES



Texture changes under light



Basaltina

R10 P2 Natural

60x60 cm / 23.6x23.6"



Ivory


R11 Grip

60x60 cm / 23.6x23.6"



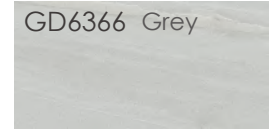
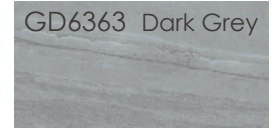
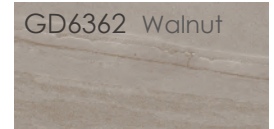
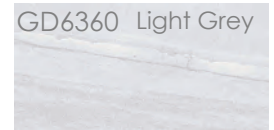
R10 P2 Natural

30x60cm / 11.8x23.6"



R10 P2 Natural

30x60cm / 11.8x23.6"



GD6065

White

GD6065R




GD6365

GD6068

Black

GD6068R

GD6368



Technical Specifications

Basaltina

60x60 / 30x60 / 45x90 cm



Water Absorption(%)



Length (mm)



Width (mm)



Thickness (mm)



Surface Flatness (mm)



Abrasion Wear



Breaking Strength(N)

	Water Absorption(%)	Length (mm)	Width (mm)	Thickness (mm)	Surface Flatness (mm)	Abrasion Wear	Breaking Strength(N)
30x60 CM / 11.8x23.6"	≤ 0.5	± 0.3	± 0.3	± 0.3	+0.6~-0.2	Minimum class 3	S≥1800N / R≥38N/mm ²
45x90 CM / 17.7x35.4"	≤ 0.5	± 0.4	± 0.4	± 0.4	+0.8~-0.2	Minimum class 3	S≥2200N / R≥38N/mm ²
60x60 CM / 23.6x23.6"	≤ 0.5	± 0.3	± 0.3	± 0.3	+0.6~-0.2	Minimum class 3	S≥2200N / R≥38N/mm ²

PACKING LIST	Pcs Per M ²	Pcs Per Box	Weight Per Box	Boxes Per PLT
30x60 CM / 11.8x23.6"	5.56	9	28.8	32
45x90 CM / 17.7x35.4"	2.47	2	18.54	60
60x60 CM / 23.6x23.6"	2.78	4	26.74	32

