

GEOCENTRIC STONE

Inspired by sedimentary rock from the Andes Mountains in South America, this tile combines advanced Italian inkjet printing technology to recreate the delicate layers and textures of natural shale. Its rich pattern variations add a unique design character to bathrooms, dining areas, commercial spaces, and public facilities. The gradient of deep and light gray tones offers versatility, seamlessly fitting both residential and commercial design needs.



Geocentric Stone

30x60cm / 11.8x23.6"

R11 P4 Grip

HD3F126 Arctic Grey



HD3F126 Arctic Grey





HD3F127 Light Grey



HD3F128 Dark Grey



HD3F129 Black




MORE IMAGES

Texture changes under light

Technical Specifications

Geocentric Stone
30 x60 cm

							
	Water Absorption(%)	Length (mm)	Width (mm)	Thickness (mm)	Surface Flatness (mm)	Abrasion Wear	Breaking Strength(N)
30x60 CM / 11.8x23.6"	≤ 0.5	± 0.3	± 0.3	± 0.3	+0.6--0.2	Minimum class 3	S≥1800N / R≥38N/mm ²

PACKING LIST	Pcs Per M ²	Pcs Per Box	Weight Per Box	Boxes Per PLT
30x60 CM / 11.8x23.6"	5.56	9	28.8	32

